



CUSTOMER GUIDE

PREPARING YOUR HOME FOR AUTUMN



PREPARING YOUR HOME FOR AUTUMN

Autumn is here and has brought about changes in the weather which we are all experiencing. We know only too well the impact the weather can have on the outdoors and our properties. If we do not take steps to protect our homes, there can be some costly consequences.

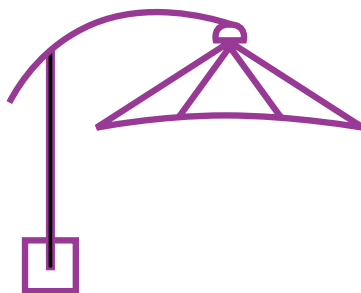
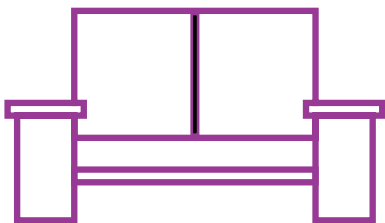
As a homeowner you should carry out checks both inside and outside of your home. The damage and destruction that can be caused outdoors can also be very expensive and we want to avoid any unnecessary costs if we can.

The following are some easy checks you should carry out as Autumn approaches.

OUTDOOR CHECKS

Depending on where your home is located and its surroundings, some of the below may not apply, but it is helpful to recognise these as a means of double checking your home is safe for Autumn and even into the winter months:

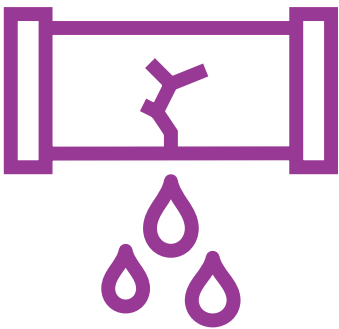

- Ensure guttering is cleared, checking downpipes/drains for blockages.
- Trim back tree branches if your home is surrounded by trees and greenery.
- Check roof for loose/missing tiles or damaged sections which could lead to leaks.
- Adjust outdoor lighting timers as darker nights arrive or consider installing outdoor lighting.
- Store away any garden furniture or items which could move in windy conditions and cause serious damage.



INDOOR CHECKS

It is equally important to ensure things inside the house have been checked and any services carried out if needed. Here are some of the top tasks you should check:

- Bleed radiators throughout the home.
- Check your boiler and get it serviced if due.
- If you use a fire check there is nothing blocking the chimney. If you have a fireplace but do not use it you could consider blocking the chimney to avoid heat escaping. However you will need to ensure you clean and maintain these as time passes.
- Test smoke detectors and carbon monoxide alarms.
- Check seals on windows and doors.
- In extremely cold conditions it may be necessary to leave your loft hatch open to help avoid the potential freezing of pipes.



- If you are going away for a period leave your heating on or turn off the water to avoid burst pipes.
- Again, if you are leaving the property for a period of time ensure all electrical appliances are turned off.